


# Experience Stouffville District Secondary School

▣ Welcome Grade 8 Students & Families



# Land Acknowledgement

We would like to start by acknowledging that we are on the traditional territories of the Wendat, the Haudenosaunee (ho-dee-no-SHOW-nee), and the Anishinaabe (a-nish-i-NAA-bay) peoples, whose presence here continues to this day. We also would like to acknowledge this is the treaty lands of the First Nations of the Williams Treaty and thank them and other Indigenous peoples for sharing this land with us. We would also like to acknowledge the Chippewas of Georgina Island First Nation as our closest First Nation community and our partners in education.



# Experience Stouffville D.S.S.

## Student Population

- 1193 students
- 6 community Classes

## Administration

- Mrs. Rose Walker, Principal
- Mr. Jeff Foran, VP
- Mrs. Melissa Schmidt, VP

## Staff

- 142 Teachers & Support Staff

## Parents' Council

- Mrs. Lisa Hume
- Mrs. Dalene Serebro



# School Timetable

## 2019-2020

<b>PERIOD</b>	<b>TIMES</b>
BSP	8:00 - 9:10
1	9:20 – 10:35
<b>Homeroom</b>	10:35 -10:40
2	10:45 – 12:00
	Lunch
3	1:10 - 2:25
4	2:30 - 3:45
ASP	3:50 p.m. onwards

# Experience Leadership



Student  
Council

President's  
Council

Athletic  
Council

Music  
Council

# Get Involved!

Science & Math

• Science Club, Skills Competitions, HOSA Club, Math Club, Math Competitions

Equity & Inclusivity

• Me to We, ESP, Tamil Association, Muslim Association, SNL (Student Network of Leadership)

Business

• DECA


Technology

• Robotics Club, Skills Competitions

Arts

• Drama Club, Music Ensembles, Improv Team, Skills Competitions, Music Council

# Experience Learning



# ATHLETIC COUNCIL



WEIGHT ROOM



# Experience Athletics





**SHSM**

**Health & Wellness  
Co-op Education /  
Accelerated OYAP**



**ACADEMICS**



**Competitions  
Peer Tutoring  
Subject Based Clubs**

**Travel -  
Field Trips  
Trips Abroad**

**Academics**



**Visiting Artists**  
**Field Trips**  
**Community Projects**  
**Latcham Gallery Senior Student Show**

**Community Performances**  
**Small Group School Concerts**  
**Travel & Competitions**

**Script Writing**  
**Oral Presentation Skills**  
**Plays**  
**Improv**  
**Cultural Events**

**DRAMA**  
**MUSIC**  
**VISUAL ARTS**



# **Experience the Arts**



Design  
Technology

Communication  
Technology



Transportation

- ☐ Skills
- ☐ Competitions
- ☐ Cosmetology Services
- ☐ School based projects: Yearbook

Computer  
Engineering

Construction

Hospitality



# Experience Technology

# Belonging and Engagement

A student's "functioning in school is inextricably linked with his or her sense of belonging and connection to the school environment and his or her relationships with peers and teachers within it."

(K.A. Schonert-Reichl for Pan Canadian Education Research Symposium, Children and Youth At Risk, Ottawa, 2000)

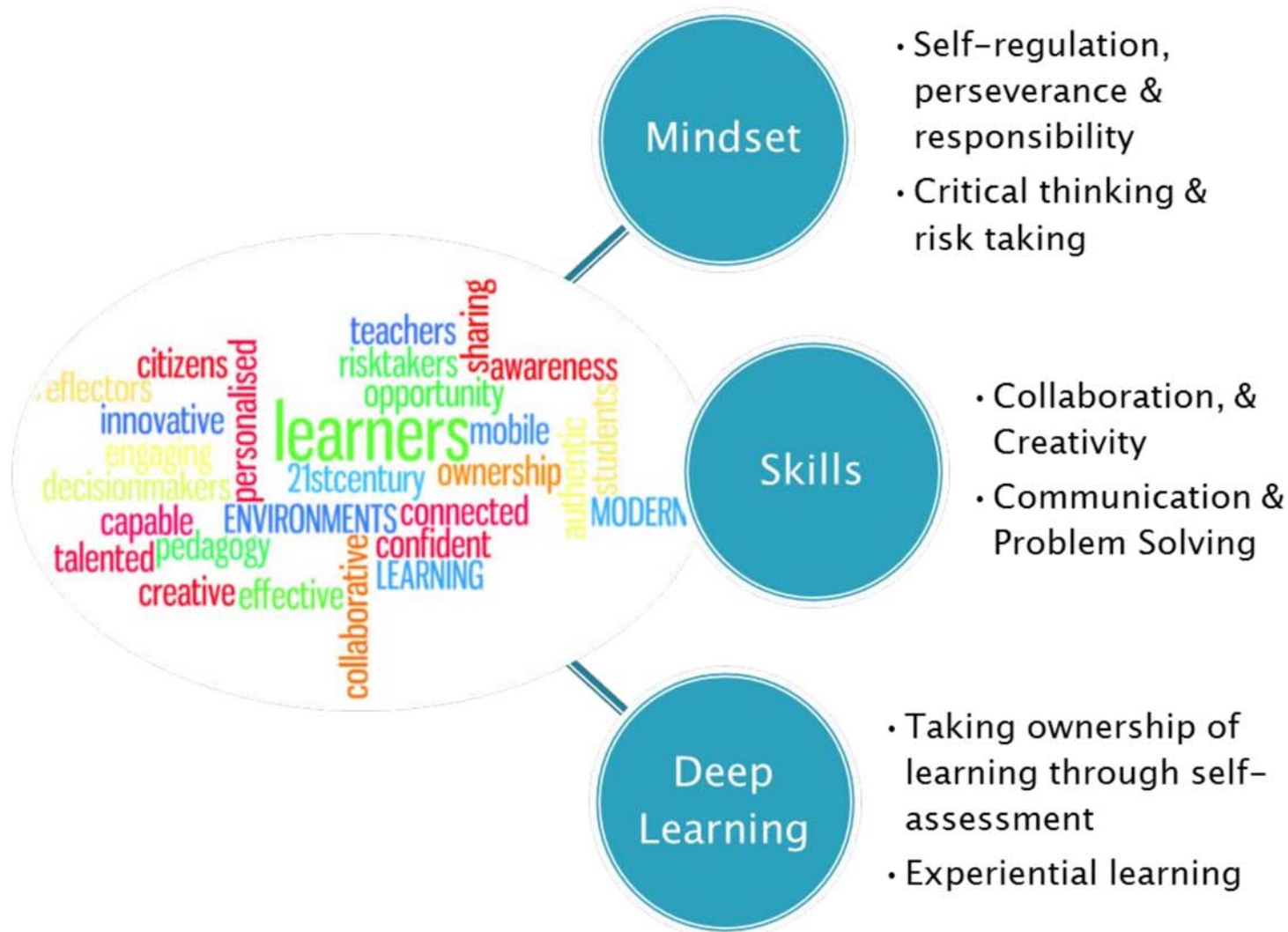


# Support for Students

- Student Services
  - (career, academic and social/emotional counselling)
- Grade 9 transition activities
- SNL – Stouffville Network of Leaders
- Student Success Teacher
- Peer Tutoring during Study Hall
- Learning Centre



# Modern Learning



# Formula for Success

## TIME MANAGEMENT

- maintain regular attendance
- spend a minimum of 1 hour per night on homework
- prepare ahead, budget your time for upcoming due dates

## PLANNING

- write down goals you wish to attain and follow an action plan


## PARTICIPATION

- become involved in school activities
- enjoy your high school years at Stouffville D.S.S.  
accept responsibility for your own learning

**= SUCCESS**

# How Parents Can Help.....

- Goal Setting
- Contact teachers
- Check Teach Assist
- Take an active part in educational/career planning
- Actively participate in course selection completion
- Help your child select appropriate courses and listen to the advice of education professionals



**7-2-9 Skills for Success**  
**How Parents Can Help Students**

Here are three important skills necessary for student success. For each skill, recommendations are outlined, followed by early warning signs which may lead to difficulty, and finally, recommended strategies for improvement.

Skill	Recommendations	Warning Signs	Strategy
<b>1 Attendance</b>	<ul style="list-style-type: none"><li>Students attend school each day.</li><li>Students arrive to class on time.</li></ul>	<ul style="list-style-type: none"><li>Absence calls from school.</li><li>Your child misses more school than trends.</li><li>Your child's report card shows more absences than you expected or different number of absences per period.</li></ul>	<ul style="list-style-type: none"><li>Discuss your child's attendance record with the school administration, guidance counselor or Student Success teacher, and plan to ensure regular attendance.</li><li>If your child is absent, ensure work is brought home, completed, and submitted.</li></ul>
<b>2 Homework and Submission of Assignments</b>	<ul style="list-style-type: none"><li>Grade 9-10 students should spend 1 to 1.5 hours on daily homework.</li><li>Grade 11-12 students should spend 1.5 to 2 hours on daily homework.</li><li>Complete and submit all assignments for evaluation.</li><li>Use an agenda to plan for due dates and tests.</li></ul>	<ul style="list-style-type: none"><li>If you do not see your child doing homework regularly or your child says "I don't have any homework" on a regular basis.</li></ul>	<ul style="list-style-type: none"><li>Call the school or teacher and get more information about the situation.</li><li>Encourage your child to read and self-study for the recommended time each day.</li></ul>
<b>3 Organization and Time Management</b>	<ul style="list-style-type: none"><li>Take accurate notes and keep binders well organized.</li><li>Use an agenda to plan for assignments, projects, quizzes, and tests.</li><li>Manage your study time so that you are preparing well in advance of tests and exams.</li></ul>	<ul style="list-style-type: none"><li>Your child does not have or use an agenda.</li><li>Your child's notebooks are disorganized or appear incomplete.</li></ul>	<ul style="list-style-type: none"><li>Obtain an agenda for your child.</li><li>Monitor the use of the agenda and notebooks.</li><li>Talk with your child to set up a time management and organizational plan.</li></ul>

**Community and Continuing Education Credit Programs**

**Student Improvement Programs**

All programs are at no cost! Students are eligible for after school and summer programs upon securing recommendation from their day school.  
[www.cce.hwdsb.on.ca](http://www.cce.hwdsb.on.ca)

**After School Programs: Grades 7 to 12:** The Principal, in consultation with teachers and parents, will identify students eligible for Student Improvement (SI) Programs. The After School Literacy, Numeracy and O.S.S.T. Programs run all year from September to June.

**Summer Programs - July:** Monday - Friday, 8:30 am to 12 noon, 2 week blocks

**Grade 8 to 9:** S.T.E.P. Program; **Grade 7 & 8:** Literacy and Numeracy Camp; Summer Skills School; ESL Literacy & Numeracy Camp; French Immersion; Summer School

15



# How Parents Can Help.....

- Be informed about school policies
- Encourage community involvement starting in Grade 9
- Read the “Spartan Speaks”
- Put Stouffville’s Website in your “favourite” website addresses:

[www.stouffville.ss.yrdsb.edu.on.ca](http://www.stouffville.ss.yrdsb.edu.on.ca)

**7-2-9** **SUCCESS** 729

## Skills for Success

### How Parents Can Help Students

Here are three important skills necessary for student success. For each skill, recommendations are outlined, followed by early warning signs which may lead to difficulty, and finally, recommended strategies for improvement.

Skill	Recommendations	Warning Signs	Strategy
<b>1 Attendance</b>	<ul style="list-style-type: none"><li>Students attend school each day.</li><li>Students arrive to class on time.</li></ul>	<ul style="list-style-type: none"><li>Attendance calls from school.</li><li>Your child misses more school than friends.</li><li>Your child's report card shows more absences than you expected or different number of absences per period.</li></ul>	<ul style="list-style-type: none"><li>Discuss your child's absence record with the school administration, guidance counselor or Student Success teacher, and plan to ensure regular attendance.</li><li>If your child is absent, ensure work is brought home, completed, and submitted.</li></ul>
<b>2 Homework and Submission of Assignments</b>	<ul style="list-style-type: none"><li>Grade 9-10 students should spend 1 to 1.5 hours on daily homework.</li><li>Grade 11-12 students should spend 1.5 to 2 hours on daily homework.</li><li>Complete and submit all assignments for evaluation.</li><li>Use an agenda to plan for due dates and tests.</li></ul>	<ul style="list-style-type: none"><li>If you do not see your child doing homework regularly or your child says "I don't have any homework" on a regular basis.</li></ul>	<ul style="list-style-type: none"><li>Call the school or teacher and get more information about the situation.</li><li>Encourage your child to read and self study for the recommended time each day.</li></ul>
<b>3 Organization and Time Management</b>	<ul style="list-style-type: none"><li>Take accurate notes and keep binders well organized.</li><li>Use an agenda to plan for assignments, projects, quizzes, and tests.</li><li>Manage your study time so that you are preparing well in advance of tests and exams.</li></ul>	<ul style="list-style-type: none"><li>Your child does not have or use an agenda.</li><li>Your child's notebooks are disorganized or appear incomplete.</li></ul>	<ul style="list-style-type: none"><li>Obtain an agenda for your child.</li><li>Mentor the use of the agenda and notebooks.</li><li>Talk with your child to set up a time management and organizational plan.</li></ul>

**Community and Continuing Education Credit Programs**

**Student Improvement Programs**

All programs are at no cost! Students are eligible for after school and summer programs upon securing recommendation from their day school.  
www.cce.hwdsb.on.ca

**After School Programs: Grades 7 to 12:** The Principal, in consultation with teachers and parents, will identify students eligible for Student Improvement (SI) Programs. The After School Literacy, Numeracy and O.S.S.L.T. Programs run all year from September to June.

**Summer Programs – July:** Monday - Friday, 8:30 am to 12 noon, 2 week blocks.

**Grade 8 to 9:** S.T.E.P. Program; **Grade 7 & 8:** Literacy and Numeracy Camp; Summer Skills School; ESL Literacy & Numeracy Camp; French Immersion; Summer School

15

# Transfer Process

## **If your child wishes to transfer to Stouffville D. S.S from a YRDSB school:**

- ❑ Select courses electronically
- ❑ Submit a printable version of course selection to your home elementary school
- ❑ Attach a transfer form obtained at your home elementary school to your course selection sheet
- ❑ The elementary school will submit all of the above to your designated home high school
- ❑ Superintendents make transfer decisions based on enrolment

# Registration for Students New to YRDSB.....


## Registration packages are available at our Guidance table tonight for:

- Students new to our attendance area
- Students in our attendance area not currently attending a YRDSB school
- Appointments for registrations may be booked
  - January 20 – 24, 2020.
- Documentation for registration must be provided prior to the registration appointment.

# IMPORTANT DATES

- Registration Package completed and submitted to grade 8 Teachers – January (Check with your school on the exact date)
- February 12<sup>th</sup>, 2020 – Grade 8 Course Selection can be locked in. Please consult with your Grade 8 teacher for all course selection due dates.
- Date to be announced – Orientation @ SDSS\*
- September 1st, 2020 – Grade 9 Day @ SDSS

# The Importance of Course Selection

- Consider your course selections carefully with parent/guardian and grade 8 teachers
  - Secondary school classes have “hard caps”
  - It is important to realize that students may not be able to change courses due to these caps
- 

# www.yrdsb.ca/students

## Students

### Explore My Options

[Secondary School Programs at a Glance](#)  
[Other Ways to Earn Credits](#)  
[Post Secondary](#)

### Quick Links

[School Year Calendar](#)  
[Guide to the School Year](#)  
[Student Trustees](#)  
[Online Tools & Resources](#)

### Create My Plan

[Graduation Requirements](#)  
[Individual Pathways Plan](#)  
[Community Involvement](#)  
[Build My Skills](#)



Watch this 1 min. video about planning your individual pathway"

### Choose My Courses

[Organization of Secondary Schools](#)  
[Reading Course Codes](#)  
[Career Cruising](#)



# Planning Tool



## ▣ My BluePrint

- **available through [www.yrdsb.ca](http://www.yrdsb.ca)**
- ▣ Allows parents and students to create trial course selections for grades 9 – 12
- ▣ Shows links to post-secondary destinations to match course selections



# High School Journey

## Grades 9 & 10

- the curriculum content establishes solid knowledge and skills foundation prior to grades 11 & 12



## Grades 11 & 12

- the curriculum has increased relevance due to connections with post-secondary destinations



# Graduation Requirements

Please ensure that you receive this handout before you leave this evening



## What do you need to graduate from high school?

### 18 compulsory credits

Students must earn the following compulsory credits to obtain the Ontario Secondary School Diploma:

4	credits in English (1 credit per grade)*
3	credits in mathematics (1 credit in Grade 11 or 12)
2	credits in science
1	credit in Canadian history
1	credit in Canadian geography
1	credit in the arts
1	credit in health and physical education
1	credit in French as a second language
0.5	credit in career studies
0.5	credit in civics

In addition, students must complete:

✓	12 optional credits <sup>†</sup>
✓	40 hours of community involvement activities
✓	the provincial literacy requirement

Plus one credit from each of the following groups:

<b>Group 1:</b>		
1	<ul style="list-style-type: none"> <li>English or French as a second language**</li> <li>a Native language</li> <li>a classical or international language</li> <li>social sciences and the humanities</li> <li>Canadian and world studies</li> <li>guidance and career education</li> <li>cooperative education***</li> </ul>	
	<b>Group 2:</b>	
	1	<ul style="list-style-type: none"> <li>health and physical education</li> <li>the arts</li> <li>business studies</li> <li>French as a second language**</li> <li>cooperative education***</li> </ul>
		<b>Group 3:</b>
		1

\* A maximum of 3 credits in English as a second language (ESL) or English literacy development (ELD) may be counted towards the 4 compulsory credits in English, but the fourth must be a credit earned for a Grade 12 compulsory English course.

\*\* In groups 1, 2 and 3, a maximum of 2 credits in French as a second language can count as compulsory credits, one from group 1 and one from either group 2 or group 3.

\*\*\* A maximum of 2 credits in cooperative education can count as compulsory credits.

† The 12 optional credits may include up to 4 credits earned through approved dual credit courses.

# Ontario Secondary School Literacy Test

- Administered in March of the Grade 10 year
- A test based on curriculum expectations in reading and writing across subject areas

Education Quality and  
Accountability Office



# Community Hours

- ❑ A diploma requirement
- ❑ Complete 40 hours before graduation
- ❑ Can begin at the beginning of the summer break, just prior to the start of Grade 9
- ❑ Must be approved by a Guidance Counsellor



# **Types of Courses – Gr. 9 & 10**

In grades 9 & 10, students will choose courses from four types:

***Applied***

***Academic***


***Open***

***Locally Developed***




# Gr.9 & 10 – Definitions of Types


**Grade 9 & 10 courses** – focus is on establishing solid knowledge and foundation skills

- **Applied (P)** – courses focus on the essential concepts of a subject, emphasizing practical, and concrete applications of the concepts. Students in these courses might be asked to describe, record, identify, organize, compare and formulate.
  - **Academic (D)** – courses emphasize theoretical, abstract applications of the essential concepts of a subject and incorporate practical applications as appropriate. Students in these courses will be asked to analyze, evaluate, formulate, select, gather, record and recommend.
- 

# Grade 9 & 10 – Course Types cont...

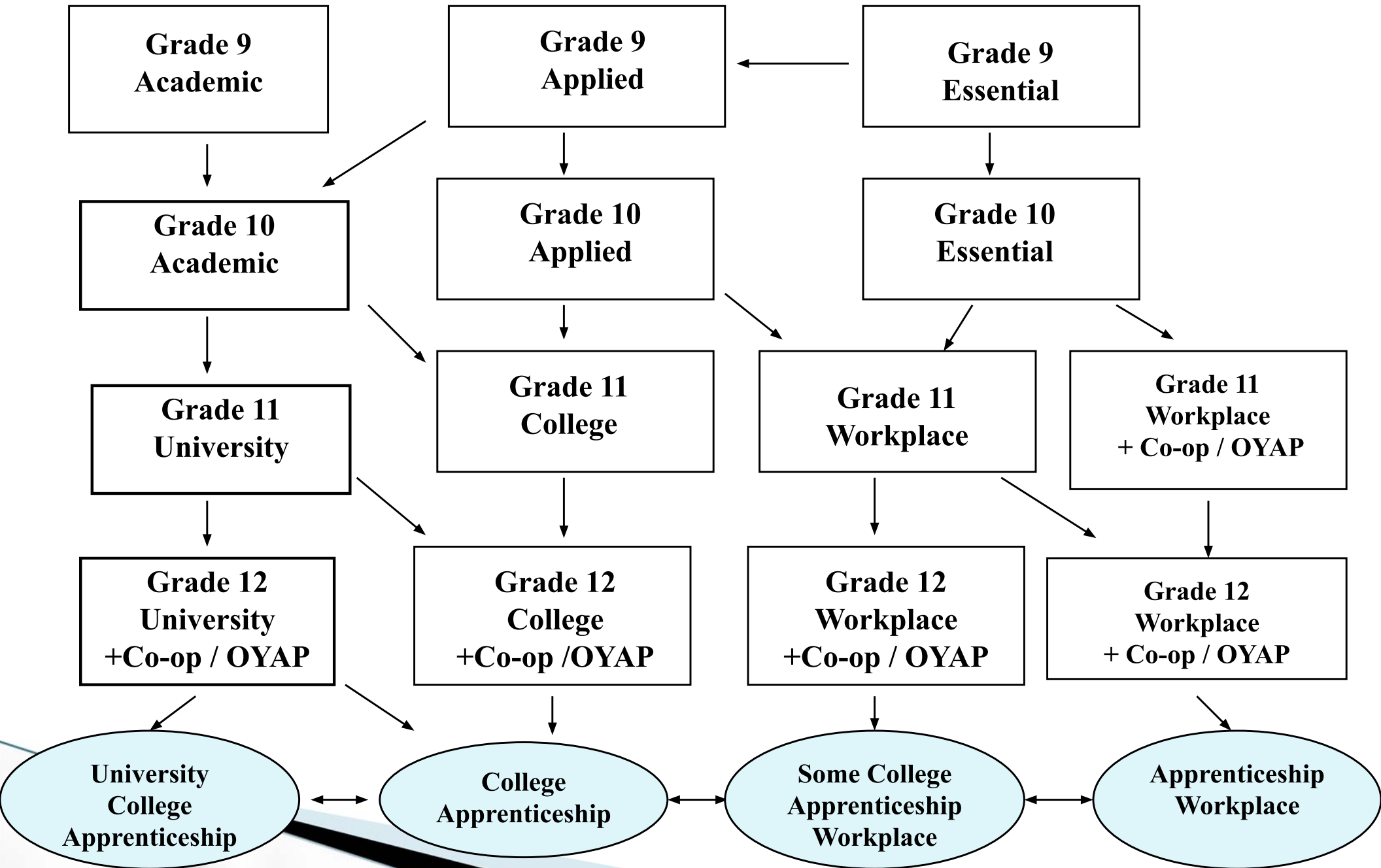
- ▣ **Open (O)** – an opportunity to explore an area of interest for all students. These courses are “open” to all learning styles.
  - ▣ **Locally Developed (L)** – courses for students who have not yet attained the prerequisite skills to be successful in Grade 9 Applied courses in English, Math and Science
- 

# Course Selection



Subject	Applied	Academic	Locally Developed	OPEN
English	ENG1P1	ENG1D1	ENG1L1	
Math	MFM1P1	MPM1D1	MAT1L1	
Science	SNC1P1	SNC1D1	SNC1L1	
Geography	CGC1P1	CGC1D1		
French	FSF1P1	FSF1D1		FSF1O1
Physical and Health Education				PPL1O8 (female) PPL1O9 (male)

# Destinations Grade 9 to Post Secondary





# Elective Credits:

Elective credits allow students to build an educational program over the four years that suits their individual interests and meets university, college, apprenticeship or work requirements. At the grade 9 and 10 level all elective credits are OPEN.



DRAMA



MUSIC

- AMU101/AMR101 - EXPERIENCED
- AMU102/AMR101 - INEXPERIENCED
- AMR103 - VOCAL



ART

# Elective Credits.....



**BUSINESS – INFORMATION &  
COMMUNICATION TECHNOLOGY IN BUSINESS**



**TECHNOLOGY**



**FAMILY STUDIES**

# On-line Course Selection

- On-line course selection begins with....

[www.yrdsb.edu.on.ca](http://www.yrdsb.edu.on.ca)

The screenshot displays the York Region District School Board website. At the top left is the logo for York Region District School Board. The main header features the slogan "Inspire Learning!". To the right of the slogan are links for "Careers", "Newsroom", "Contact Us", "Feedback", and "BWW Login". Below these links is a dropdown menu for "Staff" with the text "--Select an Application--". A "Google Custom Search" bar is also present with a "Search" button. A navigation menu below the header includes links for "Home", "About Us", "Board of Trustees", "Schools", "Programs & Services", "Students", "Parents", and "Community". A "You Are Here" breadcrumb trail shows "Home". A "Google Translate" button is located in the bottom right of the navigation area. The main content area is divided into several sections: "Message from the Chair" by Corrie McBain, "Message from the Director" by Louise Sirisko, a "Choose YRDSB Register Now!" banner, a "every student counts SURVEY" banner, and an "Online Tools" section. The "Online Tools" section includes links for "Student Tools & Resources", "Individual Pathways Plan & Online Course Selection" (highlighted with a red arrow), "School Year Calendar", "School Locator", and "my PATHWAY planner".

Home | About Us | Board of Trustees | Schools | Programs & Services | Students | Parents | Community

You Are Here : [Home](#)

Google™ Translate

Message from the Chair  
Corrie McBain

Message from the Director  
Louise Sirisko

Choose YRDSB  
Register Now!

every student counts  
SURVEY

Online Tools

- Student Tools & Resources
- Individual Pathways Plan & Online Course Selection
- School Year Calendar  
Elementary & Secondary Learning Calendars
- School Locator

# Connect with us

- York Region District School Board – [www.yrdsb.ca](http://www.yrdsb.ca)



- Instagram @yrdsb.schools



- Twitter @YRDSB.ca



- You Tube [YRDSBmedia](https://www.youtube.com/YRDSBmedia)
- Board App YRDSB mobile

- SDSS – [www.yrdsb.ca/schools/stouffvilledistrict.s.s](http://www.yrdsb.ca/schools/stouffvilledistrict.s.s).

- Instagram @stouffvilledss

- Twitter@StouffvilleDSS

YRDSB

Stouffville D.S.S.

# Agenda for the remainder of the evening.....

7:15– 8:30 p.m.

- Subject Department Fair – main forum
- Club Fair – Front hallway
- Self-Guided Tour with map
- Registration package pick-up and Pathway questions at the Guidance table
- Passport to High School Drop off



*Thank you  
for attending  
this presentation.  
We look forward to  
seeing you in September!*



*We welcome you to visit our  
school. Please direct all  
questions to our staff.*

